

HEALTH POLICY COMMISSION
ACO CERTIFICATION PROGRAM

**ACCOUNTABLE CARE
ORGANIZATIONS
IN MASSACHUSETTS:
PROFILES OF THE 2017 AND 2018
HPC-CERTIFIED ACOS**



INTRODUCTION TO THE ACO PROFILES

In 2017, the Massachusetts Health Policy Commission (HPC) launched a first-in-the-nation set of statewide standards for accountable care organizations (ACOs). An ACO is a group of health care providers that contracts with a payer to assume responsibility for the delivery of care to its attributed patients, and for those patients' health outcomes. To be certified by the HPC, ACOs are required to demonstrate certain core attributes: that ACO provider participants and patients have a meaningful role in the governance of the ACO; that the ACO governing body monitors quality performance and sets performance improvement goals; that the ACO routinely stratifies its patient population and develops population health management programs to address identified needs; and that the ACO coordinates with other providers to deliver cross-continuum care. The HPC has certified a total of 18 Massachusetts ACOs under these standards.

The ACO Profiles provide a snapshot of each HPC-certified ACO, using non-confidential information submitted to the HPC through ACO Certification and other public data, including data from the [Massachusetts Registration of Provider Organizations \(RPO\)](#) program. These Profiles are part of a series of policy briefs and other resources that the HPC is issuing to provide policymakers, health care providers, payers and purchasers, researchers and other members of the interested public with new information and insights regarding the characteristics of certified ACOs. For additional background information and context, we invite you to read the first ACO Policy Brief in this series, [Transforming Care: An Introduction to Accountable Care Organizations in Massachusetts](#).

HOW TO READ THE ACO PROFILES

Many health care provider organizations have complex corporate structures that include multiple separate contracting entities. The HPC certified ACOs at the level of the organization that has common control or ownership of any corporately affiliated contracting entities that enter into risk contracts. In cases where the HPC-certified ACO's risk contracts are held by a single contracting entity that does not have a corporate parent, the Profile includes data pertaining to the organization overall, including some specific information on its ACO risk contracts. ACO-specific information is framed in an orange box. Other ACO Profiles include an abbreviated organizational chart showing the relationship between the HPC-certified ACO, its corporate parent (if applicable), and other contracting entities within the HPC-certified ACO that enter into risk contracts. These Profiles also provide additional data about the corporation framed in a blue box. These data are intended to provide helpful context for understanding the ACO.

The primary data sources for the Profiles are non-confidential data from the HPC ACO Certification applications, publicly available Medicare data, publicly available Mass-Health data, and the 2017 or 2018 RPO filings. Additional details on the data sources and methods used to generate the Profiles are noted on each and described in the Data Sources and Methods section at the end of this packet.

The HPC welcomes questions, reactions, feedback, and any comments on this brief and on the plans for future reporting on the ACO Certification program described here. Please contact us at HPC-Certification@state.ma.us.

CONTENTS

Atrius Health, Inc.

Baycare Health Partners, Inc.

Beth Israel Deaconess Care Organization

Boston Accountable Care Organization, Inc.

Cambridge Health Alliance

Children's Medical Center Corporation

Community Care Cooperative, Inc.

Health Collaborative of the Berkshires

Lahey Health System, Inc.

The Mercy Hospital, Inc.

Merrimack Valley Accountable Care Organization

Mount Auburn Cambridge Independent Practice Association, Inc.

Partners Healthcare System, Inc.

Reliant Medical Group, Inc.

Signature Healthcare

Southcoast Health System Inc.

Steward Health Care Network, Inc.

Wellforce, Inc.

ATRIUS HEALTH, INC.

HPC-CERTIFIED ACO PROFILES

Atrius Health, Inc. is an HPC-certified ACO. Atrius Health is a non-profit organization providing care primarily in eastern Massachusetts.

RISK CONTRACTS

Commercial

- Blue Cross Blue Shield of Massachusetts
- Harvard Pilgrim Health Care
- Tufts Health Plan
- Neighborhood Health Plan

MassHealth

- Tufts Health Together with Atrius Health (Accountable Care Partnership Plan)

Medicare


- Next Generation ACO



Physician-organization anchored ACO



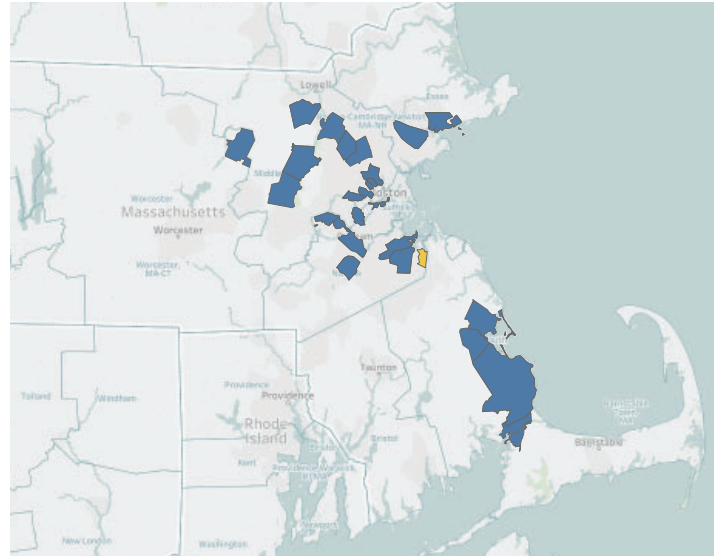
Large ACO based on number of covered lives under risk contracts



Patient /consumer representative on the Atrius Health ACO Board of Trustees

LOCATION

Location of Physicians Contracting with Atrius Health, by zip code



● PCP and Specialist ● Specialist only

PHYSICIAN NUMBERS

Total Physicians (approx.): 900

- Total Primary Care Physicians: 360
- Total Pediatricians: 110
- Total Specialists: 540
- Total Behavioral Health Specialists: 30

Note: Because a physician may have more than one specialty, the sum of the counts per specialty category may exceed the Total Physicians count.

REFERENCES

For additional details on data sources and methods used to produce this Profile, see the Data Sources and Methods section at the end of this packet.

- Atrius Health Filing, Massachusetts Registration of Provider Organizations Program, 2017
- Next Generation ACO models data sheet [Internet]. Centers for Medicare and Medicaid Services. Available from: <https://data.cms.gov/Special-Programs-Initiatives-Speed-Adoption-of-Bes/Next-Generation-ACO-Models/t2j-iqc>
- Pioneer ACO Model [Internet]. Centers for Medicare and Medicaid Services. Available from: <https://innovation.cms.gov/initiatives/Pioneer-ACO-Model/>

For more information about Atrius Health, Inc., visit www.atrusheralth.org or contact: Marci Sindell, 617-559-8323, marci_sindell@atrusheralth.org.

BAYCARE HEALTH PARTNERS, INC.

HPC-CERTIFIED ACO PROFILES

Baycare Health Partners, Inc. is an HPC-certified ACO, inclusive of **Pioneer Valley Accountable Care, LLC. (PVAC)** and **Baystate Health Care Alliance, LLC (BHCA)**. Baystate Health, Inc., a non-profit organization providing care primarily in central and western Massachusetts, has a 50% controlling interest in Baycare Health Partners.*

Baycare Health Partners, Inc.

BAYSTATE HEALTH, INC.

Pioneer Valley Accountable Care, LLC. (PVAC)

Baystate Health Care Alliance

RISK CONTRACTS

Commercial (held by Baycare Health Partners)

- Blue Cross Blue Shield of Massachusetts
- Health New England

MassHealth (held by BHCA)

- Be Healthy Partnership (Accountable Care Partnership Plan with Health New England)

Medicare (held by PVAC)


- Next Generation ACO



Academic- or teaching-hospital anchored ACO



Medium ACO based on number of covered lives under risk contracts



Patient /consumer representative on the Baycare Health Partners Board of Directors, BCHA Board of Managers, and PVAC Board of Managers

REFERENCES

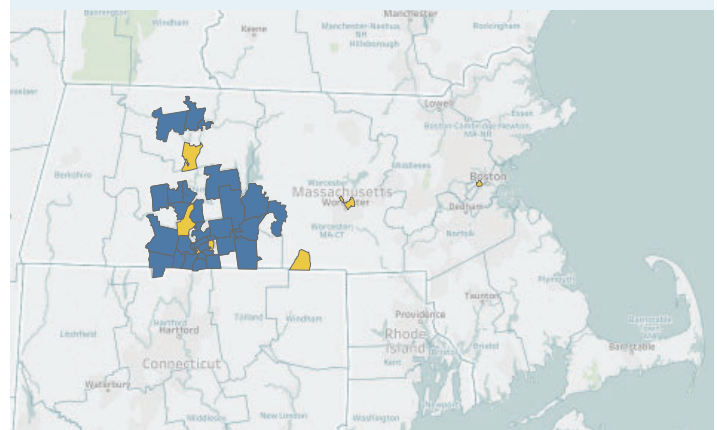
For additional details on data sources and methods used to produce this Profile, see the Data Sources and Methods section at the end of this packet.

- Baycare Health Partners Filing. Massachusetts Registration of Provider Organizations Program, 2017
- Next Generation ACO models data sheet [Internet]. Centers for Medicare and Medicaid Services. Available from: <https://data.cms.gov/Special-Programs-Initiatives-Speed-Adoption-of-Bes/Next-Generation-ACO-Models/t2j-iqcf>

*Greater Springfield IPA also has a 50% controlling interest in Baycare Health Partners.

LOCATION

Location of Physicians Contracting with Baystate Health, by zip code



● PCP and Specialist ● Specialist only

PHYSICIAN NUMBERS

Total Physicians (approx.): 1,450

- Total Primary Care Physicians: 370
- Total Pediatricians: 210
- Total Specialists: 1,100
- Total Behavioral Health Specialists: 50

Note: Not all physicians included in the map and physician counts may participate in Baycare Health Partners's risk contracts. Also, because a physician may have more than one specialty, the sum of the counts per specialty category may exceed the Total Physicians count.

BETH ISRAEL DEACONESS CARE ORGANIZATION

HPC-CERTIFIED ACO PROFILES

Beth Israel Deaconess Care Organization (BIDCO) is an HPC-certified ACO. BIDCO is a for-profit organization providing care primarily in eastern Massachusetts, affiliated with Beth Israel Deaconess Medical Center (BIDMC).*

RISK CONTRACTS

Commercial

- Blue Cross Blue Shield of Massachusetts
- Harvard Pilgrim Health Care
- Tufts Health Plan

MassHealth

- Tufts Health Together with BIDCO (Accountable Care Partnership Plan)

Medicare


- Shared Savings Program: Track 3



Academic- or teaching-hospital anchored ACO



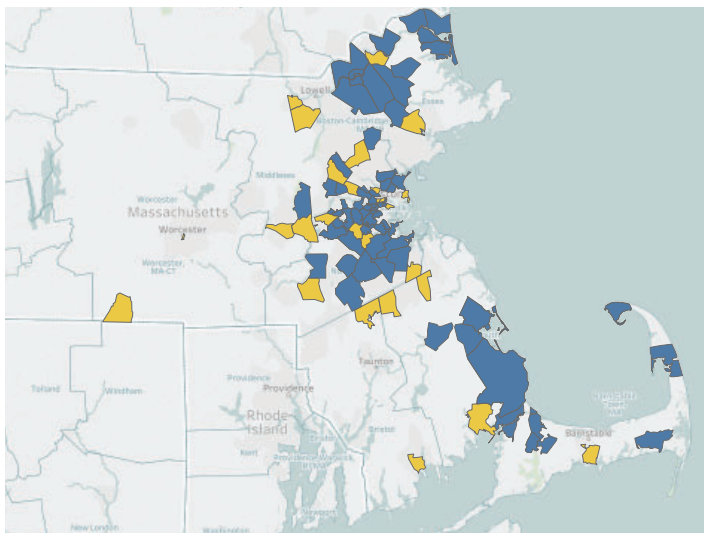
Large ACO based on number of covered lives under risk contracts



Patient/consumer representative on the BIDCO Board of Managers

LOCATION

Location of Physicians Contracting with BIDCO, by zip code



● PCP and Specialist ● Specialist only

PHYSICIAN NUMBERS

Total Physicians (approx.): 2,490

- Total Primary Care Physicians: 540
- Total Pediatricians: 80
- Total Specialists: 2,020
- Total Behavioral Health Specialists: 130

Note: Because a physician may have more than one specialty, the sum of the counts per specialty category may exceed the Total Physicians count.

REFERENCES

For additional details on data sources and methods used to produce this Profile, see the Data Sources and Methods section at the end of this packet.

- BIDCO Filing. Massachusetts Registration of Provider Organizations Program, 2017
- Performance year 2018 Medicare shared savings program model data sheet [Internet]. Centers for Medicare and Medicaid Services. Available from: <https://data.cms.gov/Special-Programs-Initiatives-Medicare-Shared-Savin/Performance-Year-2018-Medicare-Shared-Savings-Prog/28n4-k8qs/data>

*BIDCO was formed in 2012 by Beth Israel Deaconess Physician Organization and BIDMC. It is owned and governed by BIDCO Hospital LLC, composed of eight member hospitals, and BIDCO Physician LLC, composed of approximately 2,490 physicians.

For more information about Beth Israel Deaconess Care Organization, visit www.bidco.org or contact: Cecilia Ugarte Baldwin, 617-754-1000, cubaldwi@bidmc.harvard.edu.

BOSTON ACCOUNTABLE CARE ORGANIZATION, INC.

HPC-CERTIFIED ACO PROFILES

Boston Accountable Care Organization, Inc. (BACO) is an HPC-certified ACO. BACO is a non-profit organization providing care primarily in eastern and western Massachusetts. BACO is partially controlled by Boston Medical Center Corporation, whose corporate parent is BMC Health System, Inc.

BMC HEALTH SYSTEM, INC.

Boston Accountable Care Organization (BACO)

Boston Medical Center Corporation

RISK CONTRACTS

Commercial

- Blue Cross Blue Shield of Massachusetts
- Tufts Health Plan
- Harvard Pilgrim Health Care

MassHealth


- BMC HealthNet Plan Community Alliance (Accountable Care Partnership Plan)



Academic- or teaching-hospital anchored ACO



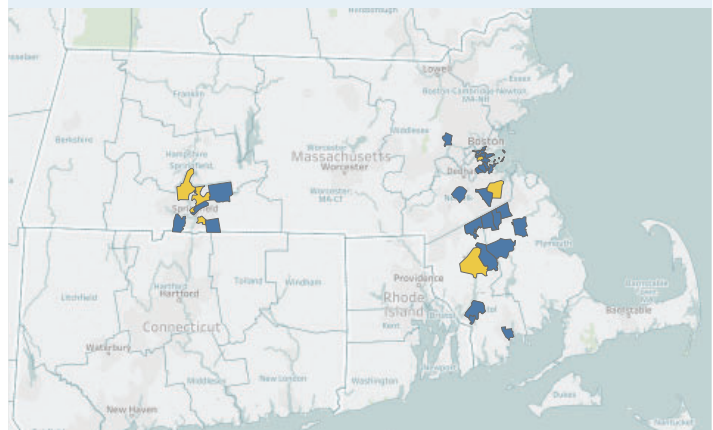
Medium-sized ACO based on number of covered lives under risk contracts



Patient /consumer representative on BACO Board of Directors

LOCATION

Location of Physicians Contracting with BMC Health System, by zip code



● PCP and Specialist ● Specialist only

PHYSICIAN NUMBERS

Total Physicians (approx.): 1,360

- Total Primary Care Physicians: 400
- Total Pediatricians: 200
- Total Specialists: 970
- Total Behavioral Health Specialists: 80

Note: Not all physicians included in the map and physician counts may participate in BACO's risk contracts. Also, because a physician may have more than one specialty, the sum of the counts per specialty category may exceed the Total Physicians count.

REFERENCES

For additional details on data sources and methods used to produce this Profile, see the Data Sources and Methods section at the end of this packet.

- BMC Health System Filing, Massachusetts Registration of Provider Organizations Program, 2017
- Performance year 2018 Medicare shared savings program model data sheet [Internet]. Centers for Medicare and Medicaid Services. Available from: <https://data.cms.gov/Special-Programs-Initiatives-Medicare-Shared-Savin/Performance-Year-2018-Medicare-Shared-Savings-Prog/28n4-k8qs/data>

For more information about Boston Accountable Care Organization, visit www.bmc.org/medical-professionals/accountable-care-organization-aco or contact: Leslie Carver, 617-638-0990, leslie.carver@bmc.org

CAMBRIDGE HEALTH ALLIANCE

HPC-CERTIFIED ACO PROFILES

Cambridge Health Alliance (CHA) is an HPC-certified ACO. CHA is a non-profit organization providing care primarily in the Boston metro area.

RISK CONTRACTS

Commercial

- Contracts held by BIDCO*

MassHealth

- Tufts Health Together with CHA (Accountable Care Partnership Plan)

Medicare


- Shared Savings Program, Track 3 contract held by BIDCO*



Academic- or teaching-hospital anchored ACO



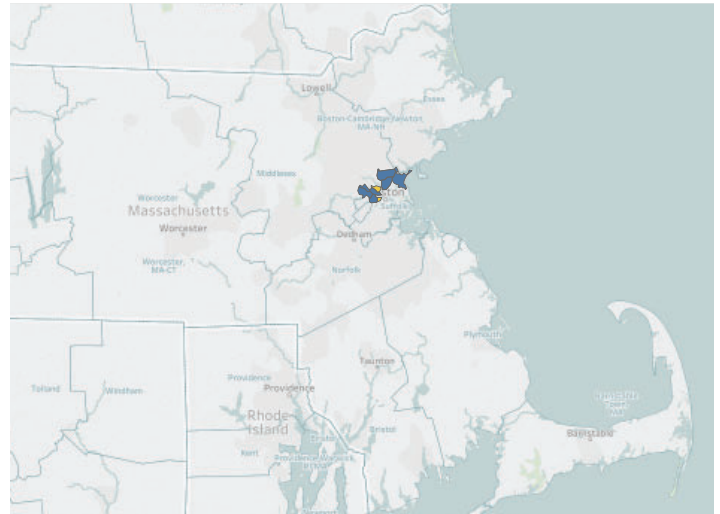
Small ACO based on number of covered lives under risk contracts**



Patient/consumer representative on the Accountable Care Partnership Plan Governing Board

LOCATION

Location of Physicians Contracting with CHA, by zip code



● PCP and Specialist ● Specialist only

PHYSICIAN NUMBERS

Total Physicians (approx.): 390

- Total Primary Care Physicians: 130
- Total Pediatricians: 30
- Total Specialists: 270
- Total Behavioral Health Specialists: 60

Note: Not all physicians included in the map and physician counts may participate in CHA's risk contracts. Also, because a physician may have more than one specialty, the sum of the counts per specialty category may exceed the Total Physicians count.

REFERENCES

For additional details on data sources and methods used to produce this Profile, see the Data Sources and Methods section at the end of this packet.

- Cambridge Health Alliance Filing. Massachusetts Registration of Provider Organizations Program, 2017
- Beth Israel Deaconess Care Organization (BIDCO) Physician Roster Filing. Massachusetts Registration of Provider Organizations Program, 2017

*CHA physicians participate in commercial and Medicare risk contracts held by the Beth Israel Deaconess Care Organization (BIDCO). See BIDCO ACO Profile for details.

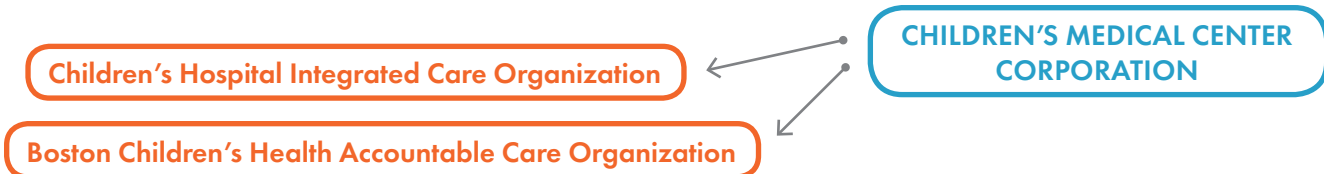
**This size classification is based on the number of patients covered under CHA's MassHealth risk contract only.

For more information about Cambridge Health Alliance, visit www.challiance.org/about/about-our-aco or contact: Lisa M. Trumble, 781-397-6550, lmtrumble@challiance.org

CHILDREN'S MEDICAL CENTER CORPORATION

HPC-CERTIFIED ACO PROFILES

Children's Medical Center Corporation (CMCC) is an HPC-certified ACO, inclusive of **Children's Hospital Integrated Care Organization, LLC (CHICO)** and **Boston Children's Health Accountable Care Organization (BCH ACO)**. CMCC is a non-profit organization providing pediatric care across the Commonwealth.



RISK CONTRACTS

Commercial (held by CHICO)

- Blue Cross Blue Shield of Massachusetts

MassHealth (held by BCH ACO)


- Tufts Health Together with Boston Children's ACO (Accountable Care Partnership Plan)



Academic- or teaching-hospital anchored ACO



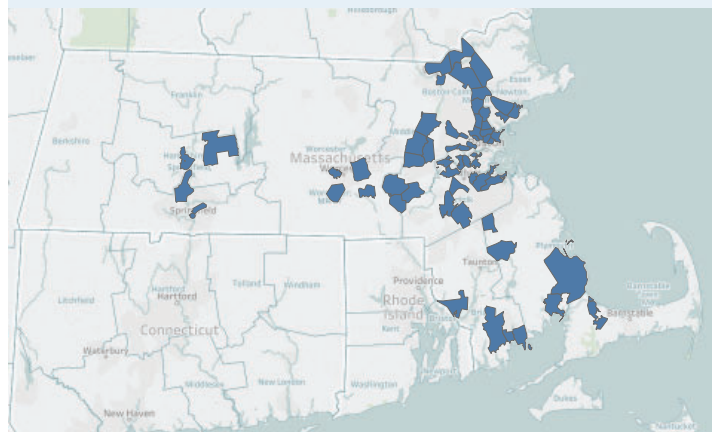
Medium ACO based on number of covered lives under risk contracts*



Patient/consumer representative on the BCH ACO governing board and CHICO oversight committee

LOCATION

Location of Physicians Contracting with CMCC, by zip code



● PCP and Specialist ● Specialist only

PHYSICIAN NUMBERS

Total Physicians (approx.): 1,550

- Total Primary Care Physicians: 460
- Total Pediatricians: 1,550
- Total Specialists: 1,120
- Total Behavioral Health Specialists: 50

Note: Not all physicians included in the map and physician counts may participate in CMCC's risk contracts. Also, because a physician may have more than one specialty, the sum of the counts per specialty category may exceed the Total Physicians count.

REFERENCES

For additional details on data sources and methods used to produce this Profile, see the Data Sources and Methods section at the end of this packet.

- Children's Medical Center Corporation Filing. Massachusetts Registration of Provider Organizations Program, 2017

*This size classification is based on a comparison of CMCC to ACOs that serve adult and/or elderly patients in addition to the pediatric population.

For more information about Children's Medical Center Corporation, visit www.childrenshospital.org/patient-resources/customer-service/patient-relations/aco or contact: Josh Greenberg, 617-919-3063, joshua.greenberg@childrens.harvard.edu

COMMUNITY CARE COOPERATIVE, INC.

HPC-CERTIFIED ACO PROFILES

Community Care Cooperative, Inc. (C3) is an HPC-certified ACO. C3 was organized by 15 federally-qualified health centers for the purpose of participating in the MassHealth ACO program. C3 is non-profit organization providing care across the Commonwealth.

RISK CONTRACTS

MassHealth

- Community Care Cooperative (Primary Care ACO)



Physician-organization anchored ACO



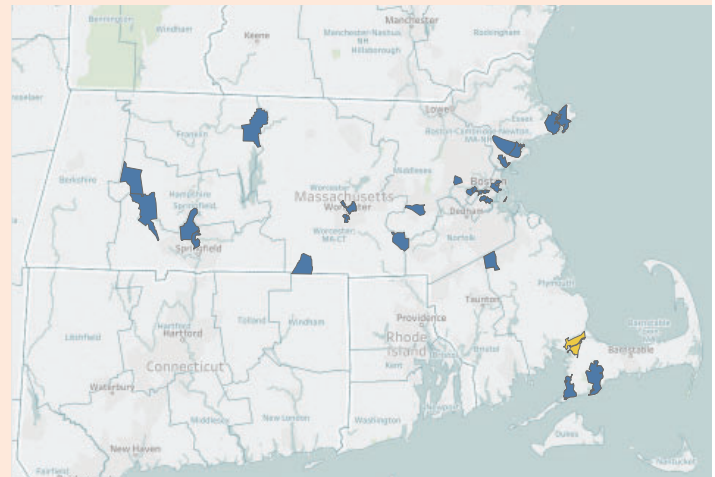
Medium ACO based on number of covered lives under risk contracts



Patient/consumer representative on the C3 Board of Directors

LOCATION

Location of Physicians Contracting with C3, by zip code



● PCP and Specialist

● Specialist only

PHYSICIAN NUMBERS

Total Physicians (approx.): 350

- Total Primary Care Physicians: 270
- Total Pediatricians: 30
- Total Specialists: 100
- Total Behavioral Health Specialists: 50

Note: Because a physician may have more than one specialty, the sum of the counts per specialty category may exceed the Total Physicians count.

REFERENCES

For additional details on data sources and methods used to produce this Profile, see the Data Sources and Methods section at the end of this packet.

- Community Care Cooperative Filing. Massachusetts Registration of Provider Organizations Program, 2017

HEALTH COLLABORATIVE OF THE BERKSHIRES

HPC-CERTIFIED ACO PROFILES

Health Collaborative of the Berkshires (HCB) is an HPC-certified ACO. HCB is a non-profit organization providing care primarily in western Massachusetts.

RISK CONTRACTS

MassHealth


- Berkshire Fallon Health Collaborative (Accountable Care Partnership Plan)



Community-hospital anchored ACO



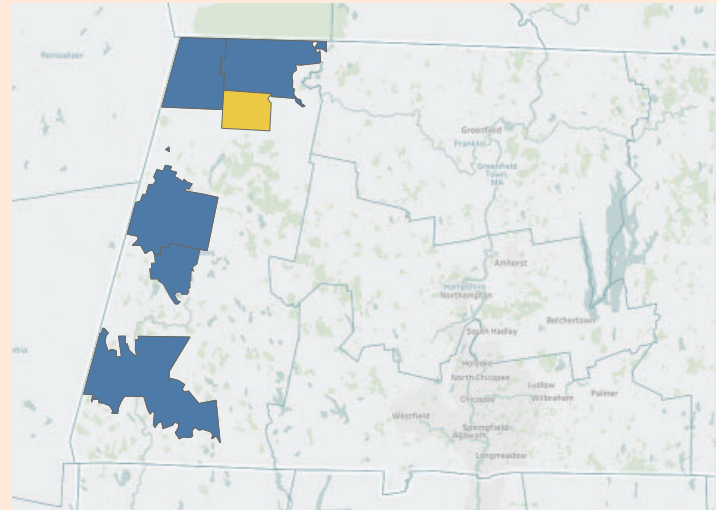
Small ACO based on number of covered lives under risk contracts



Patient/consumer representative on the HCB Governing Body

LOCATION

Location of Physicians Contracting with HCB, by zip code



● PCP and Specialist

● Specialist only

PHYSICIAN NUMBERS

Total Physicians (approx.): 899

- Total Primary Care Physicians: 115
- Total Pediatricians: 17
- Total Specialists: 545
- Total Behavioral Health Specialists: 222

Note: Because a physician may have more than one specialty, the sum of the counts per specialty category may exceed the Total Physicians count.

REFERENCES

For additional details on data sources and methods used to produce this Profile, see the Data Sources and Methods section at the end of this packet.

- Berkshire Accountable Care Organization. Massachusetts Registration of Provider Organizations Program, 2018
- Berkshire Fallon Health Collaborative (USA). Learn about Berkshire Fallon Health Collaborative (BFHC) [Internet]. Massachusetts; 2018. Available from: <http://www.fchp.org/en/Berkshires/about.aspx>

LAHEY HEALTH SYSTEM, INC.

HPC-CERTIFIED ACO PROFILES

Lahey Health System, Inc. is an HPC-certified ACO, inclusive of **Lahey Clinical Performance Network, LLC (LCPN)** and **Lahey Clinical Performance Accountable Care Organization, LLC (LCP-ACO)**. Lahey Health System is a non-profit organization providing care primarily in northeastern Massachusetts and the Boston metro area.

Lahey Clinical Performance Network, LLC

LAHEY HEALTH SYSTEM, INC.

Lahey Clinical Performance ACO, LLC

RISK CONTRACTS

Commercial (held by LCPN)

- Blue Cross Blue Shield of Massachusetts
- Cigna Health Plan
- Harvard Pilgrim Health Care
- Tufts Health Plan

MassHealth (held by LCPN; MCO-administered ACO)

Medicare (held by LCP-ACO)


- Shared Savings Program, Track 1



Academic- or teaching-hospital anchored ACO



Large ACO based on number of covered lives under risk contracts



Patient /consumer representative on the LCPN and LCP-ACO Boards of Directors

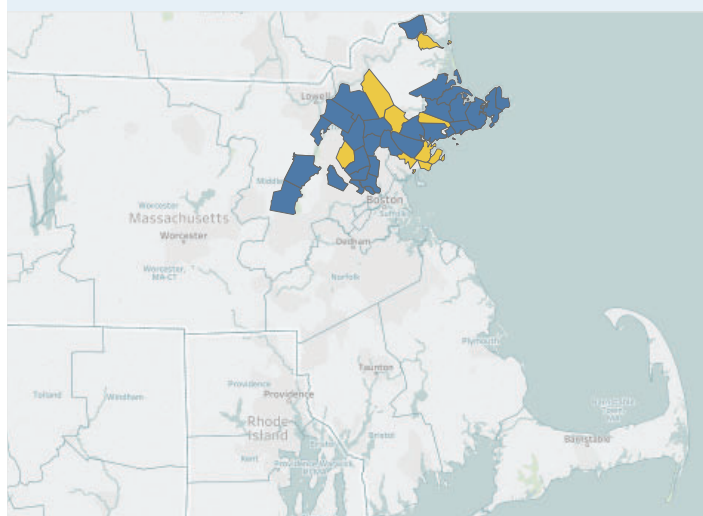
REFERENCES

For additional details on data sources and methods used to produce this Profile, see the Data Sources and Methods section at the end of this packet.

- Lahey Health System Filing. Massachusetts Registration of Provider Organizations Program, 2017
- Performance year 2018 Medicare shared savings program model data sheet [Internet]. Centers for Medicare and Medicaid Services. Available from: <https://data.cms.gov/Special-Programs-Initiatives-Medicare-Shared-Savin/Performance-Year-2018-Medicare-Shared-Savings-Prog/28n4-k8qs/data>

LOCATION

Location of Physicians Contracting with Lahey Health System, by zip code



● PCP and Specialist ● Specialist only

PHYSICIAN NUMBERS

Total Physicians (approx.): 1,210

- Total Primary Care Physicians: 220
- Total Pediatricians: 20
- Total Specialists: 990
- Total Behavioral Health Specialists: 20

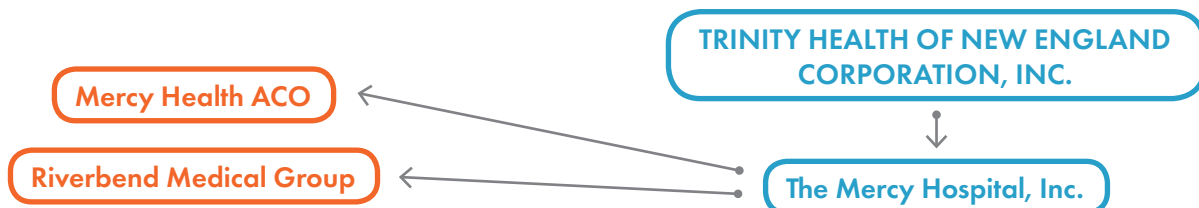
Note: Not all physicians included in the map and physician counts may participate in Lahey Health System's risk contracts. Also, because a physician may have more than one specialty, the sum of the counts per specialty category may exceed the Total Physicians count.

For more information about Lahey Health System, Inc. visit www.laheyhealth.org or contact: Christopher Murphy, 781-744-2912, christopher.murphy@lahey.org

THE MERCY HOSPITAL, INC.

HPC-CERTIFIED ACO PROFILES

The Mercy Hospital, Inc. is an HPC-certified ACO, inclusive of **Mercy Health Accountable Care Organization, LLC** and **Riverbend Medical Group, Inc.** The Mercy Hospital's corporate parent is Trinity Health Corporation, a non-profit organization providing care primarily in western Massachusetts.



RISK CONTRACTS

Commercial (held by Riverbend Medical Group)

- Blue Cross Blue Shield of Massachusetts

MassHealth (held by Mercy Health ACO)


- BMC HealthNet Plan Mercy Alliance (Accountable Care Partnership Plan)



Community-hospital anchored ACO



Small ACO based on number of covered lives under risk contracts



Patient /consumer representative on the Mercy Health Board of Managers, and as an advisor to the Riverbend Board of Directors

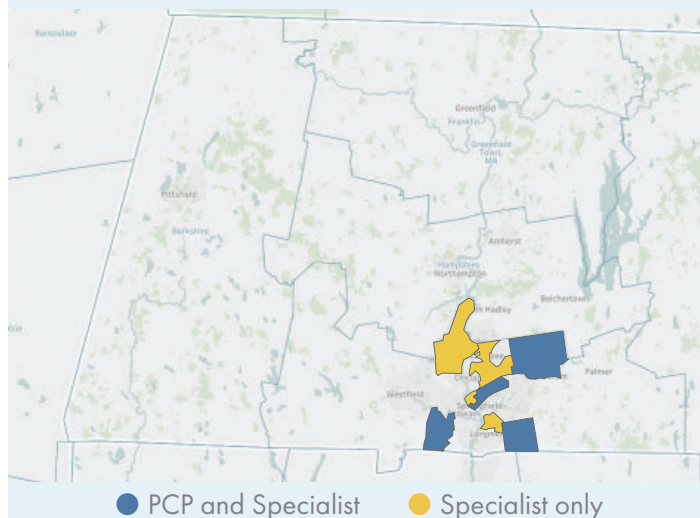
REFERENCES

For additional details on data sources and methods used to produce this Profile, see the Data Sources and Methods section at the end of this packet.

- Baycare Health Partners Physician Roster Filing. Massachusetts Registration of Provider Organizations Program, 2017
- Trinity Health Corporation Filing. Massachusetts Registration of Provider Organizations Program, 2017

LOCATION

Location of Physicians Contracting with Trinity Health Corporation, by zip code



PHYSICIAN NUMBERS

Total Physicians (approx.): 220

- Total Primary Care Physicians: 60
- Total Pediatricians: 30
- Total Specialists: 160
- Total Behavioral Health Specialists: 20

Note: Not all physicians included in the map and physician counts may participate in The Mercy Hospital's risk contracts. Also, because a physician may have more than one specialty, the sum of the counts per specialty category may exceed the Total Physicians count.

MERRIMACK VALLEY ACCOUNTABLE CARE ORGANIZATION

HPC-CERTIFIED ACO PROFILES

Merrimack Valley ACO (MVACO) is an HPC-certified ACO. MVACO's corporate parents are Greater Lawrence Family Health Center and Lawrence General Hospital, non-profit organizations providing care in northeastern Massachusetts.

RISK CONTRACTS

MassHealth


- My Care Family (Accountable Care Partnership Plan with AllWays Health Partners)



Community-hospital anchored ACO



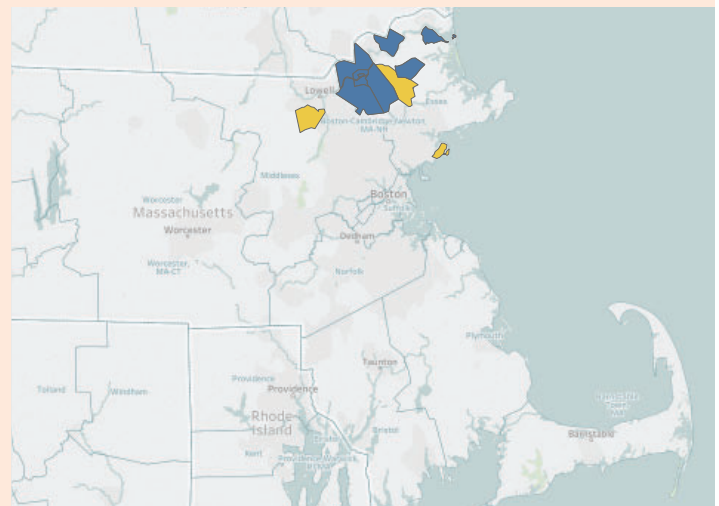
Small ACO based on number of covered lives under risk contracts



Patient/consumer representative on the MVACO Management Board

LOCATION

Location of Physicians Contracting with MVACO, by zip code



● PCP and Specialist ● Specialist only

PHYSICIAN NUMBERS

Total Physicians (approx.): 570

- Total Primary Care Physicians: 160
- Total Pediatricians: 70
- Total Specialists: 280
- Total Behavioral Health Specialists: 60

Note: Because a physician may have more than one specialty, the sum of the counts per specialty category may exceed the Total Physicians count.

REFERENCES

For additional details on data sources and methods used to produce this Profile, see the Data Sources and Methods section at the end of this packet.

- Greater Lawrence Family Health Center. Locations [Internet]. Greater Lawrence Family Health Center; 2018. Available from: <https://glfhc.org/locations/>
- Lawrence General Hospital Filing. Massachusetts Registration of Provider Organizations Program, 2018
- Lawrence General IPA Filing. Massachusetts Registration of Provider Organizations Program, 2018
- Lawrence General Hospital. About us [Internet]. Lawrence General Hospital; 2018. Available From: <http://www.lawrencegeneral.org/about-us/>

For more information about MVACO, visit www.mycarefamily.org, or contact: Cheryl A. Williams, 978-780-3067, Cheryl.Williams@glfhc.org

MOUNT AUBURN CAMBRIDGE INDEPENDENT PRACTICE ASSOCIATION, INC.

HPC-CERTIFIED ACO PROFILES

Mount Auburn Cambridge Independent Practice Association, Inc. (MACIPA) is an HPC-certified ACO. MACIPA is a for-profit organization providing care primarily in eastern Massachusetts.

RISK CONTRACTS

Commercial

- Blue Cross Blue Shield of Massachusetts
- Harvard Pilgrim Health Care
- Tufts Health Plan

Medicare


- Shared Savings Program (Track 3)



Physician-organization anchored ACO



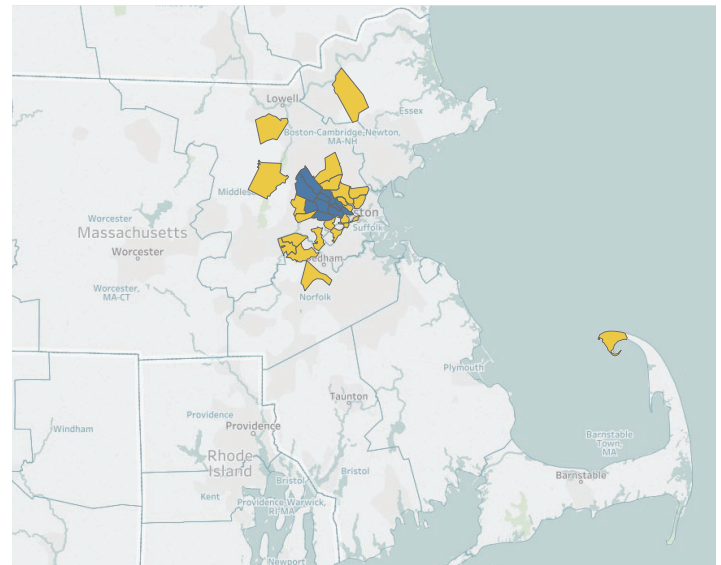
Small ACO based on number of covered lives under risk contracts



Patient /consumer representative on the MACIPA Board of Directors

LOCATION

Location of Physicians Contracting with MACIPA, by zip code



● PCP and Specialist ● Specialist only

PHYSICIAN NUMBERS

Total Physicians (approx.): 450

- Total Primary Care Physicians: 90
- Total Pediatricians: 20
- Total Specialists: 380
- Total Behavioral Health Specialists: 30

Note: Because a physician may have more than one specialty, the sum of the counts per specialty category may exceed the Total Physicians count.

REFERENCES

For additional details on data sources and methods used to produce this Profile, see the Data Sources and Methods section at the end of this packet.

- Mount Auburn Cambridge Independent Practice Association Filing, Massachusetts Registration of Provider Organizations Program, 2018

PARTNERS HEALTHCARE SYSTEM, INC.

HPC-CERTIFIED ACO PROFILES

Partners HealthCare System, Inc. is an HPC-certified ACO, inclusive of **Partners HealthCare Accountable Care Organization, LLC**. Partners HealthCare System is a non-profit organization providing care across the Commonwealth.

Partners HealthCare ACO, LLC

PARTNERS HEALTHCARE SYSTEM, INC.

RISK CONTRACTS (held by Partners HealthCare ACO*)

Commercial

- Blue Cross Blue Shield of Massachusetts
- Harvard Pilgrim Health Care
- Tufts Health Plan
- Neighborhood Health Plan
- Unicare

MassHealth

- Partners HealthCare Choice (Primary Care ACO)

Medicare

- Next Generation ACO



Academic- or teaching-hospital anchored ACO



Large ACO based on number of covered lives under risk contracts



Patient /consumer representative on the Partners HealthCare ACO Board of Managers

REFERENCES

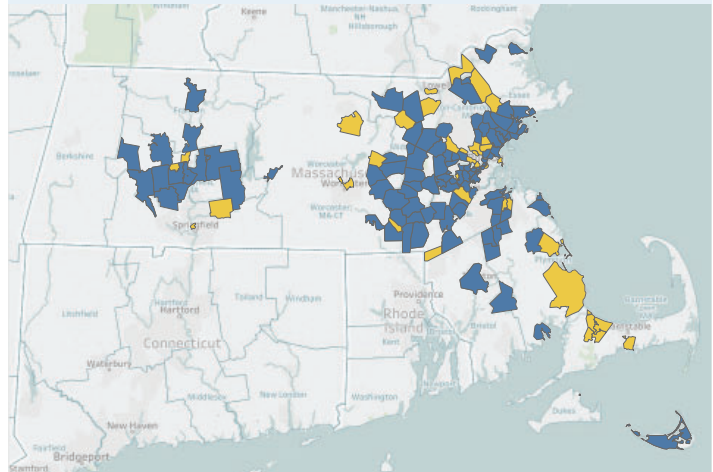
For additional details on data sources and methods used to produce this Profile, see the Data Sources and Methods section at the end of this packet.

- Next Generation ACO models data sheet [Internet]. Centers for Medicare and Medicaid Services. Available from: <https://data.cms.gov/Special-Programs-Initiatives-Speed-Adoption-of-Bes/Next-Generation-ACO-Models/tn2j-iqcf>
- Partners HealthCare System Filing. Massachusetts Registration of Provider Organizations Program, 2017
- Pioneer ACO Model [Internet]. Centers for Medicare and Medicaid Services. Available from: <https://innovation.cms.gov/initiatives/Pioneer-ACO-Model/>

* During the course of the application, management of all commercial risk contracts was transferred to Partners HealthCare ACO, LLC. Partners HealthCare ACO, LLC also manages the Medicare and MassHealth risk contracts.

LOCATION

Location of Physicians Contracting with Partners HealthCare System, by zip code



● PCP and Specialist ● Specialist only

PHYSICIAN NUMBERS

Total Physicians (approx.): 6,450

- Total Primary Care Physicians: 1,080
- Total Pediatricians: 510
- Total Specialists: 5,530
- Total Behavioral Health Specialists: 360

Note: Not all physicians included in the map and physician counts may participate in Partners HealthCare System's risk contracts. Also, because a physician may have more than one specialty, the sum of the counts per specialty category may exceed the Total Physicians count.

RELIANT MEDICAL GROUP, INC.

HPC-CERTIFIED ACO PROFILES

Reliant Medical Group, Inc. is an HPC-certified ACO, inclusive of **Reliant Medical Group, Inc.** and **Fallon 365 Care**. Reliant Medical Group is a non-profit corporation providing care primarily in central Massachusetts.



RISK CONTRACTS

Commercial (held by Reliant Medical Group)

- Blue Cross Blue Shield of Massachusetts
- Fallon Community Health Plan
- Harvard Pilgrim Health Care
- Tufts Health Plan

MassHealth (held by Fallon 365 Care)

- Fallon 365 Care (Accountable Care Partnership Plan)

Medicare (held by Reliant Medical Group)

- Next Generation ACO



Physician-organization anchored ACO



Medium ACO based on number of covered lives under risk contracts



Patient/consumer representative on the Reliant Medical Group Board of Managers and Fallon 365 Care Joint Governing Committee

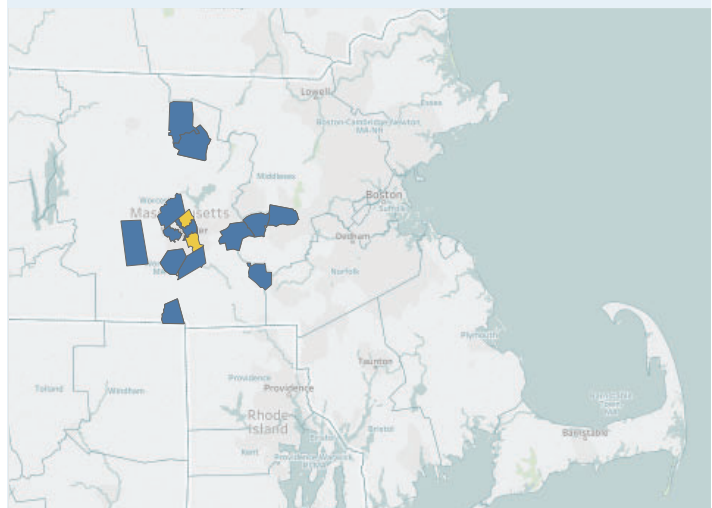
REFERENCES

For additional details on data sources and methods used to produce this Profile, see the Data Sources and Methods section at the end of this packet.

- Next Generation ACO models data sheet [Internet]. Centers for Medicare and Medicaid Services. Available from: <https://data.cms.gov/Special-Programs-Initiatives-Speed-Adoption-of-Bes/Next-Generation-ACO-Models/tn2j-iqcf>
- Pioneer ACO Model [Internet]. Centers for Medicare and Medicaid Services. Available from: <https://innovation.cms.gov/initiatives/Pioneer-ACO-Model/>
- Reliant Medical Group Filing. Massachusetts Registration of Provider Organizations Program, 2017

LOCATION

Location of Physicians Contracting with Reliant Medical Group, by zip code



● PCP and Specialist ● Specialist only

PHYSICIAN NUMBERS

Total Physicians (approx.): 320

- Total Primary Care Physicians: 140
- Total Pediatricians: 60
- Total Specialists: 180
- Total Behavioral Health Specialists: 5

Note: Not all physicians included in the map and physician counts may participate in Reliant Medical Group's risk contracts. Also, because a physician may have more than one specialty, the sum of the counts per specialty category may exceed the Total Physicians count.

SIGNATURE HEALTHCARE

HPC-CERTIFIED ACO PROFILES

Signature Healthcare is an HPC-certified ACO. Signature Healthcare is a non-profit organization providing care primarily in southeastern Massachusetts.

RISK CONTRACTS

Commercial

- Blue Cross Blue Shield of Massachusetts
- Harvard Pilgrim Health Care
- Tufts Health Plan
- Neighborhood Health Plan
- Unicare

MassHealth


- BMC HealthNet Plan Signature Alliance (Accountable Care Partnership Plan)



Community-hospital anchored ACO



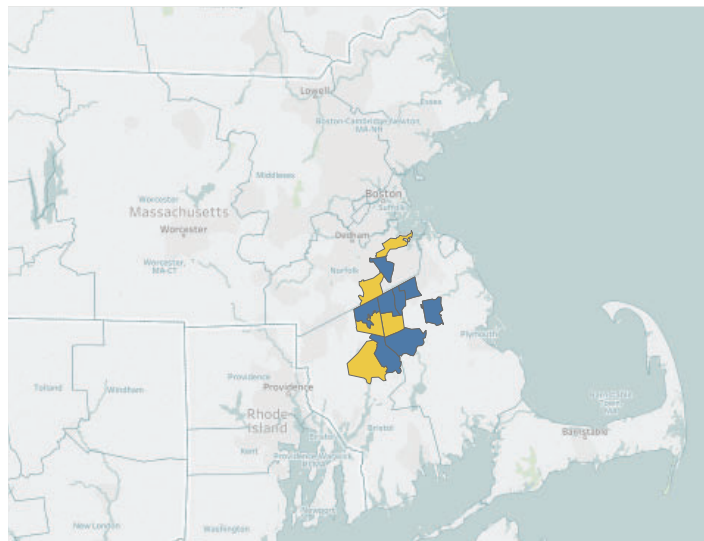
Small ACO based on number of covered lives under risk contracts



Patient /consumer representative on the Signature Healthcare Board of Trustees

LOCATION

Location of Physicians Contracting with Signature Healthcare, by zip code



● PCP and Specialist ● Specialist only

PHYSICIAN NUMBERS

Total Physicians (approx.): 280

- Total Primary Care Physicians: 50
- Total Pediatricians: 40
- Total Specialists: 230
- Total Behavioral Health Specialists: 10

Note: Not all physicians included in the map and physician counts may participate in Signature Healthcare's risk contracts. Also, because a physician may have more than one specialty, the sum of the counts per specialty category may exceed the Total Physicians count.

REFERENCES

For additional details on data sources and methods used to produce this Profile, see the Data Sources and Methods section at the end of this packet.

- Signature Healthcare Filing. Massachusetts Registration of Provider Organizations Program, 2017

For more information about Signature Healthcare, visit www.signature-healthcare.org or contact: Albert Holden, 508-941-0833, aholden@signature-healthcare.org

SOUTHCOAST HEALTH SYSTEM, INC.

HPC-CERTIFIED ACO PROFILES

Southcoast Health System, Inc. is an HPC-certified ACO, inclusive of **Southcoast Accountable Care Organization, LLC (SACO)** and **Southcoast Health Network, LLC (SHN)**. Southcoast is a non-profit organization providing care primarily in southeastern Massachusetts.

Southcoast Health Network, LLC

SOUTHCOAST HEALTH SYSTEM, INC.

Southcoast Accountable Care Organization, LLC

RISK CONTRACTS

Commercial (held by SHN)

- Blue Cross Blue Shield of Massachusetts
- Harvard Pilgrim Health Care
- Tufts Health Plan

MassHealth (held by SHN)

- BMC HealthNet Plan Southcoast Alliance (Accountable Care Partnership Plan)

Medicare (held by SACO)

- Shared Savings Program, Track 1



Community-hospital anchored ACO



Medium ACO based on number of covered lives under risk contracts



Patient/consumer representative on SACO and SHN Boards of Managers

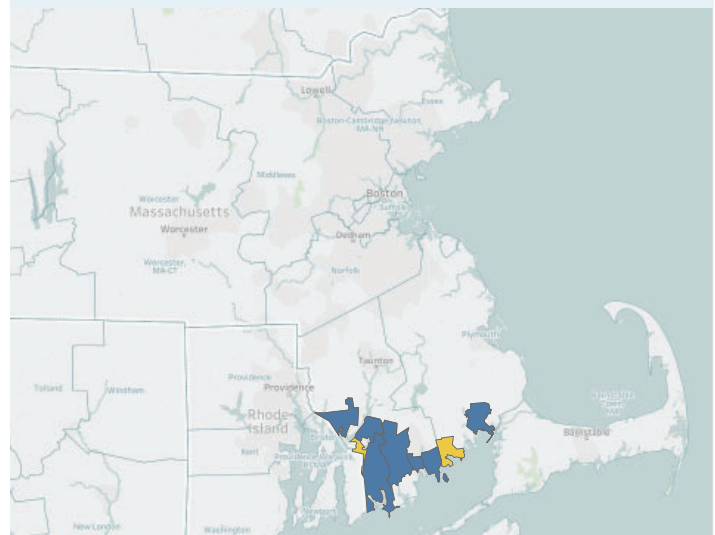
REFERENCES

For additional details on data sources and methods used to produce this Profile, see the Data Sources and Methods section at the end of this packet.

- Medicare Shared Savings Program. Program data [Internet]. Centers for Medicare and Medicaid Services. Available from: <https://www.cms.gov/Medicare/Medicare-Fee-for-Service-Payment/sharedsavingsprogram/program-data.html>
- Southcoast Health System Filing. Massachusetts Registration of Provider Organizations Program, 2017
- Southcoast Accountable Care Organization Filing. Massachusetts Registration of Provider Organizations Program, 2017
- Southcoast Health Network Filing. Massachusetts Registration of Provider Organizations Program, 2017

LOCATION

Location of Physicians Contracting with Southcoast Health System, by zip code



● PCP and Specialist ● Specialist only

PHYSICIAN NUMBERS

Total Physicians (approx.): 380

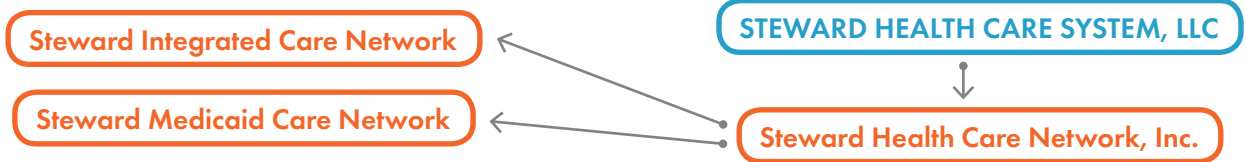
- Total Primary Care Physicians: 90
- Total Pediatricians: 4
- Total Specialists: 310
- Total Behavioral Health Specialists: 6

Note: Not all physicians included in the map and physician counts may participate in Southcoast Health System's risk contracts. Also, because a physician may have more than one specialty, the sum of the counts per specialty category may exceed the Total Physicians count.

STEWARD HEALTH CARE NETWORK, INC.

HPC-CERTIFIED ACO PROFILES

Steward Health Care Network, Inc. (SHCN) is an HPC-certified ACO, inclusive of **Steward Integrated Care Network, Inc. (SICN)** and **Steward Medicaid Care Network, Inc. (SMCN)**. SHCN's corporate parent is Steward Health Care System, LLC, a for-profit organization providing care primarily in eastern and central Massachusetts.



RISK CONTRACTS

Commercial (held by SHCN)

- Blue Cross Blue Shield of Massachusetts
- Tufts Health Plan
- Harvard Pilgrim Health Care
- BMC HealthNet
- Network Health

MassHealth (held by SMCN)

- Steward Health Choice (Primary Care ACO)

Medicare (held by SICN)


- Next Generation ACO



Academic- or teaching-hospital anchored ACO



Large ACO based on number of covered lives under risk contracts



Patient/consumer representative on SHCN, SICN, and SMCN Boards of Directors

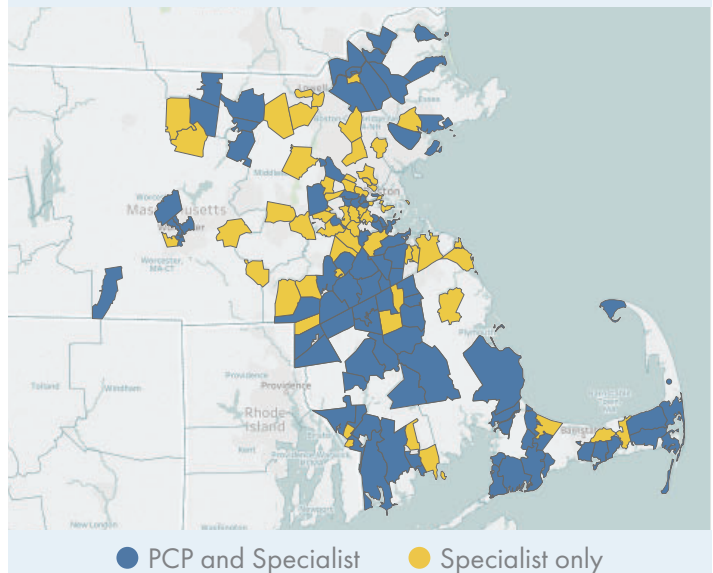
REFERENCES

For additional details on data sources and methods used to produce this Profile, see the Data Sources and Methods section at the end of this packet.

- Steward Health Care System Filing. Massachusetts Registration of Provider Organizations Program, 2017
- Next Generation ACO models data sheet [Internet]. Centers for Medicare and Medicaid Services. Available from: <https://data.cms.gov/Special-Programs-Initiatives-Speed-Adoption-of-Bes/Next-Generation-ACO-Models/tn2j-iqcf>

LOCATION

Location of Physicians Contracting with Steward Health Care System, by zip code



PHYSICIAN NUMBERS

Total Physicians (approx.): 2,420

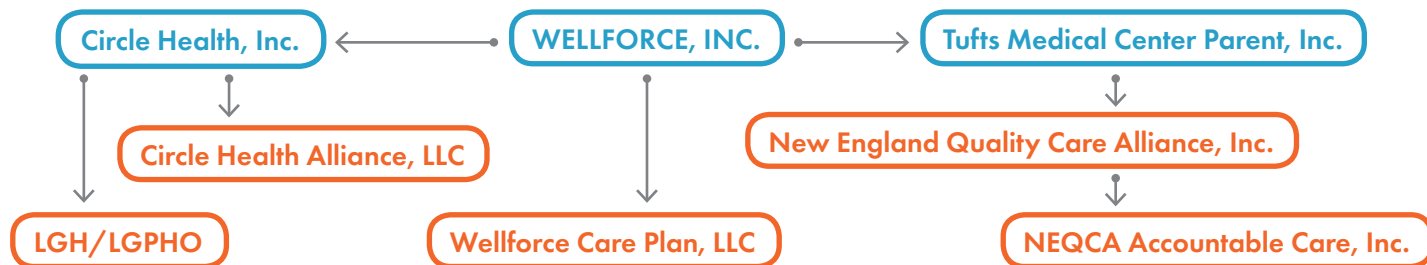
- Total Primary Care Physicians: 590
- Total Pediatricians: 100
- Total Specialists: 1,830
- Total Behavioral Health Specialists: 80

Note: Not all physicians included in the map and physician counts may participate in SHCN's risk contracts. Also, because a physician may have more than one specialty, the sum of the counts per specialty category may exceed the Total Physicians count.

WELLFORCE, INC.

HPC-CERTIFIED ACO PROFILES

Wellforce, Inc. is an HPC-certified ACO, inclusive of **Wellforce Care Plan, LLC**, **Lowell General Hospital/ Lowell General Physician Hospital Organization (LGH/LGPHO)**, **Circle Health Alliance, LLC**, **NEQCA Accountable Care, Inc.**, and **New England Quality Care Alliance, Inc.** Wellforce is a non-profit organization providing care primarily in eastern and central Massachusetts.



RISK CONTRACTS

Commercial (held by LGH/LGPHO and/or New England Quality Care Alliance, Inc.)

- Blue Cross Blue Shield of Massachusetts, Cigna, Fallon Community Health Plan, Harvard Pilgrim Health Care, Tufts Health Plan, Unicare

MassHealth (held by Wellforce Care Plan)

- Wellforce Care Plan (Accountable Care Partnership Plan with Fallon Health)

Medicare (held by SICN)


- Next Generation ACO (held by NEQCA Accountable Care), Shared Savings Program, Track 1 (held by Circle Health Alliance)



Academic- or teaching-hospital anchored ACO



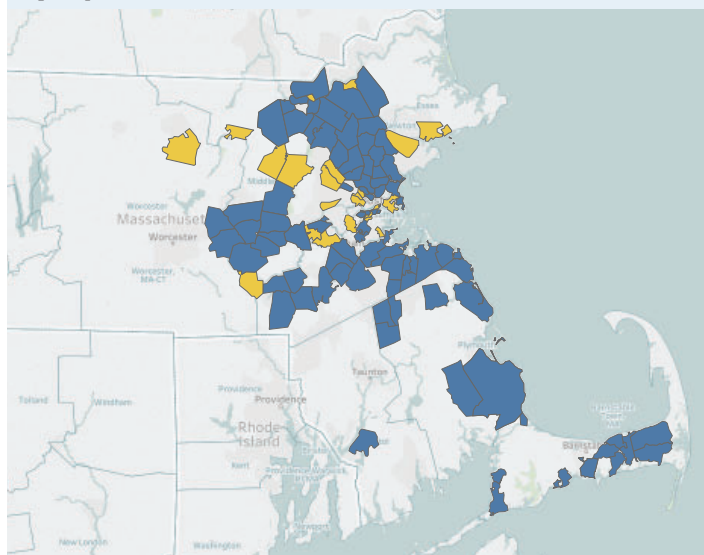
Large ACO based on number of covered lives under risk contracts



Patient /consumer representative on: the Wellforce Care Plan Board of Managers; a committee of LGH/LGPHO ACO Board of Directors; a committee of the Circle Health Alliance Board of Directors; the New England Quality Care Alliance Board of Trustees; and the NEQCA Accountable Care Board of Trustees

LOCATION

Location of Physicians Contracting with Wellforce, by zip code



● PCP and Specialist ● Specialist only

PHYSICIAN NUMBERS

Total Physicians (approx.): 2,100

- Total Primary Care Physicians: 540
- Total Pediatricians: 320
- Total Specialists: 1,650
- Total Behavioral Health Specialists: 70

Note: Not all physicians included in the map and physician counts may participate in Wellforce's risk contracts. Also, because a physician may have more than one specialty, the sum of the counts per specialty category may exceed the Total Physicians count.

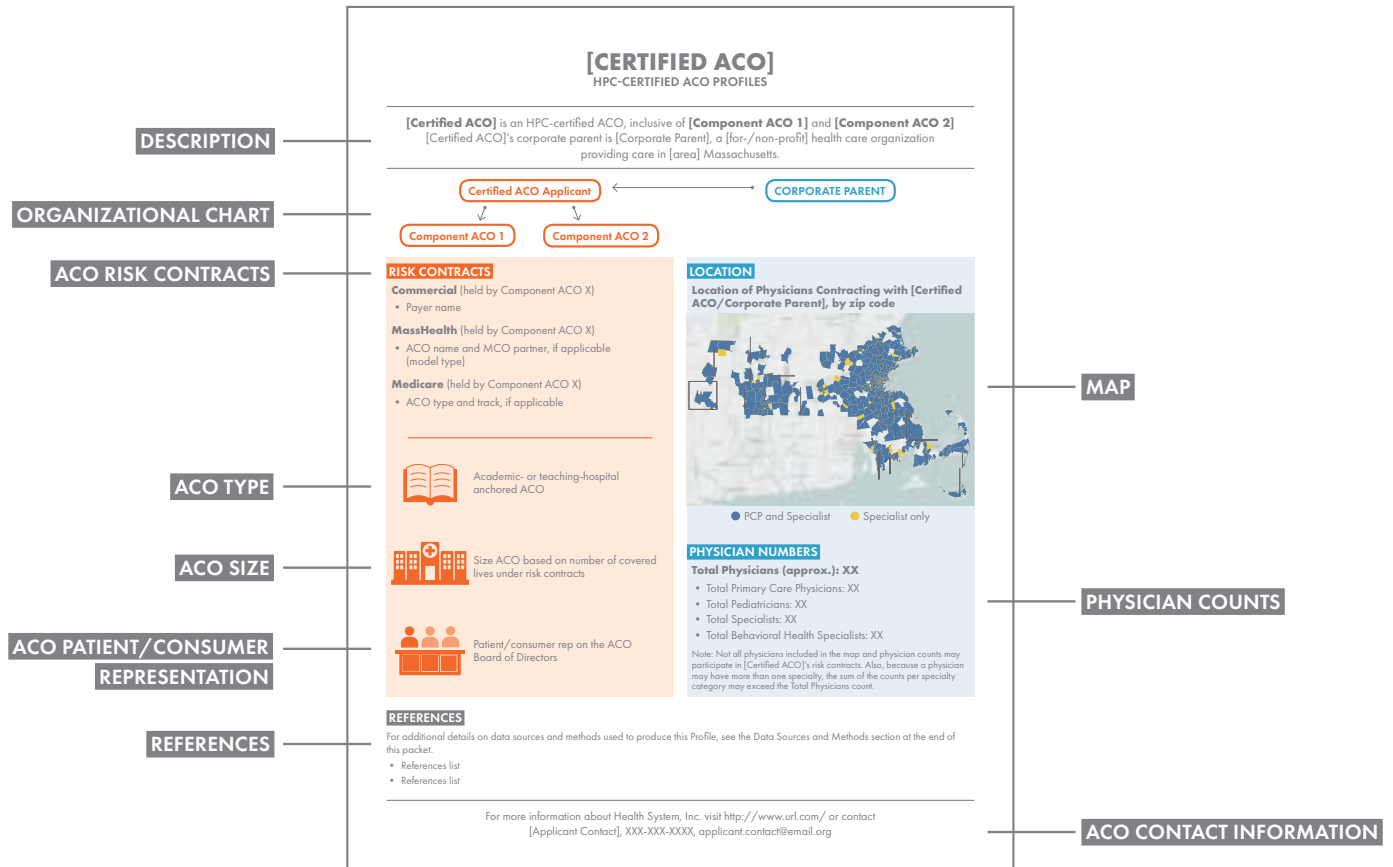
REFERENCES

For additional details on data sources and methods used to produce this Profile, see the Data Sources and Methods section at the end of this packet.

- Wellforce Filing. Massachusetts Registration of Provider Organizations Program, 2017
- Medicare Shared Savings Program. Program data [Internet]. Centers for Medicare and Medicaid Services. Available from: <https://www.cms.gov/Medicare/Medicare-Fee-for-Service-Payment/sharedsavingsprogram/program-data.html>
- Next Generation ACO models data sheet [Internet]. Centers for Medicare and Medicaid Services. Available from: <https://data.cms.gov/Special-Programs-Initiatives-Speed-Adoption-of-Bes/Next-Generation-ACO-Models/tn2j-iqcf>
- Performance year 2018 Medicare shared savings program model data sheet [Internet]. Centers for Medicare and Medicaid Services. Available from: <https://data.cms.gov/Special-Programs-Initiatives-Medicare-Shared-Savin/Performance-Year-2018-Medicare-Shared-Savings-Prog/28n4-k8qs/data>

DATA SOURCES AND METHODS

ACO PROFILES



Description

The HPC drafted the description using a standard format: “[Certified ACO X] is an HPC-certified ACO, inclusive of [Component ACO A and Component ACO B]. [Certified ACO X]’s corporate parent is [Health System Y], a [non- or for-profit status] organization providing care primarily in [region of Massachusetts, or across the Commonwealth].” In this context, “corporate parent” is defined as the Registered Provider Organization that has ownership or control of the certified ACO. Information regarding the corporate ownership of an ACO was sourced from data elements RPO-135, Corporate Organizational Chart, and RPO-43, Legal Name of Corporate Affiliate. For- or non-profit status was sourced from RPO-32, Tax-Exempt Status.

Organizational Chart

In cases where a certified ACO is under the ownership or control of a corporate parent, the ACO Profile includes an abbreviated organizational chart showing the relationship between the corporate parent and the certified ACO. These charts are extracts of those submitted to the HPC in the 2017 or 2018 [MA-RPO](#) filings. The HPC referred to the RPO filing most recently submitted at the time of certification.

ACO Risk Contracts

Commercial contract data: The names of the payers with which the ACOs have risk contracts (current as of the date of certification) were sourced from the HPC ACO Certification applications.

MassHealth contract data: MassHealth has three types of ACOs: Model A (Accountable Care Partnership Plan), Model B (Primary Care ACO), and Model C (MCO-Administered ACO). Information on the model and, where applicable, payer partner was informed by public data sources including the [MassHealth Enrollment Guide](#).

Medicare contract data: Information on Medicare ACO participation was sourced from public Medicare Shared Savings Program, Pioneer ACO, and Next Generation ACO data available online through the Centers for Medicare and Medicaid Services (CMS). Some of the certified ACOs also hold Medicare Advantage risk contracts; those contracts were not included in the profiles.

ACO Type

Each ACO is classified into one of three categories: academic- or teaching-hospital anchored, community-hospital anchored, or physician organization-anchored. This classification scheme builds on the hospital categories employed by the [Center for Health Information and Analysis in Massachusetts Hospital Profiles Technical Appendix, Data Through Fiscal Year 2016](#). ACOs that include at least one academic medical center (AMC) or teaching hospital were classified as academic- or teaching-hospital anchored. ACOs with at least one community hospital and no AMC or teaching hospital were categorized as community-hospital anchored. ACOs with no hospital participant were classified as physician organization-anchored ACOs.

ACO Size

ACO size is based on an approximation of the number of covered lives in risk contracts as reported to the HPC in ACO Certification applications (excluding any reported Medicare Advantage, Senior Care Options, or Program of All-inclusive Care for the Elderly risk contract lives). For most ACOs, this includes a projected number of Mass-Health ACO enrollees; where a projection was not provided in the application, the HPC used actual enrollment data provided by the ACO. In addition, for Medicare ACO contracts, the HPC used actual or projected enrollment data reported in ACO Certification applications for those contracts listed in the Risk Contracts section of the profile; Medicare contracts that ended in 2017 were excluded.

To maintain HPC ACO Certification data confidentiality requirements, the approximate total numbers of covered lives under risk contracts for all ACOs were arrayed and divided into three ranges as follows: Small (approximately 15,000-50,000); Medium (approximately 50,000-150,000); or Large (approximately >150,000). It should be noted that some ACOs may be designed to serve only a subset of the population (e.g., pediatric patients only).

The size classification is intended to provide objective information on the relative size of the certified ACOs and should not be interpreted as a value judgment.

ACO Patient/Consumer Representation

The location of the patient or consumer representative(s) within the ACO's governance structure was sourced from ACO Certification applications.

ACO Contact Information

The individual contact information given is for the Applicant Contact, provided to the HPC in the ACO Certification applications as the primary public contact for ACO-related matters.

Map

Each Profile includes a map showing the zip codes of the practicing providers listed in the MA-RPO Physician Roster file most recently submitted from the date of certification (either 2017 or 2018), as given by RPO-108 Primary Site of Practice Zip Code. When noted, not all of the providers identified in this map or in the physician count (see below) may participate in the certified ACO's risk contracts. In cases where only primary care providers (PCPs) or both PCPs and specialists practice in a given zip code, the geographic area of that zip code is colored blue. Where a given zip code has only specialists and no PCPs associated with the RPO, the zip code is colored yellow. Physicians who were classified in the MA-RPO data as both PCPs and specialists were considered PCPs for purposes of the mapping.

Physician Counts

Physician counts were calculated using Physician Roster data elements RPO-93 Physician NPI, RPO-94 Physician Specialty, RPO-96 Primary Care Provider Status, and RPO-97 Pediatrician Status. Duplicate physician listings were removed prior to generating counts, and PCP, Pediatrician, and Specialty statuses were modified as needed to best capture discrepancies between duplicate entries. The individual physician count elements were calculated as follows:

- Total Physicians is the sum of all physicians, after removing duplicates, listed in each RPO's 2017 or 2018 RPO Physician Roster.
- Total Primary Care Providers is the sum of all physicians, after removing duplicates, listed in RPO-96 Primary Care Provider Status as a "Primary Care Provider," or "Both."
- Total Pediatricians is the sum of all physicians, after removing duplicates, listed in RPO-97 Pediatrician Status as "Yes." This number includes specialists and PCPs.
- Total Specialists is the sum of all physicians, after removing duplicates, listed in RPO-96 Primary Care Provider Status as a "Specialist" or "Both."
- Behavioral Health Physicians is the sum of all physicians, after removing duplicates, who specialize in a behavioral health field such as Psychiatry or Addiction Medicine, per RPO-94 Physician Specialty.

The physician counts are approximate and rounded to the nearest 10, except for counts less than 10. As noted, because a physician may have more than one specialty, the sum of the counts in the individual specialty categories may be greater than the number of Total Physicians listed.

Because the MassHealth ACO operational start date was March 1, 2018, and the 2018 RPO filing required data to be submitted as of January 1, 2018, the 2018 physician rosters associated with Health Collaborative of the Berkshires (HCB) and Merrimack Valley ACO (MVACO) do not fully encompass the physicians participating in the ACO. Therefore, the HPC used data provided directly by HCB and MVACO to populate this section.